



September 14, 2011

Dear Citizens:

In May 2011, Governor Snyder signed into law the Economic Vitality Incentive Program (EVIP) which set specific requirements for local governments to qualify to receive future statutory revenue sharing funds. One of the key requirements of EVIP is that cities make readily available to the public by October 1, 2011 "a citizen's guide and a performance dashboard of their local finances, including recognition of their unfunded liabilities."

This *Citizen's Guide* is published in accordance with the requirements of EVIP. We have used the state-recommended reporting template in preparing the Guide. Because of the required timeframe for submission, it is not possible to include audited financial data for the fiscal year completed June 30, 2011.

Also in accordance with EVIP, the City has published on its website an interactive performance measurement dashboard that monitors performance trends in four key areas: *Fiscal Stability, Economy, Quality of Life, and Public Safety*. The City's Dashboard can be accessed at [www.fennville.com](http://www.fennville.com).

We hope that the *Citizen's Guide to Local Finances* together with the City's performance dashboard enhances the City's transparency and public accountability. If you have any questions or comments, you can email them to [clerk@fennville.com](mailto:clerk@fennville.com) or call 269-561-8321.

Thank you.

City of Fennville

**CITIZENS' GUIDE TO LOCAL UNIT FINANCES - Fennville - Allegan**

**REVENUES**

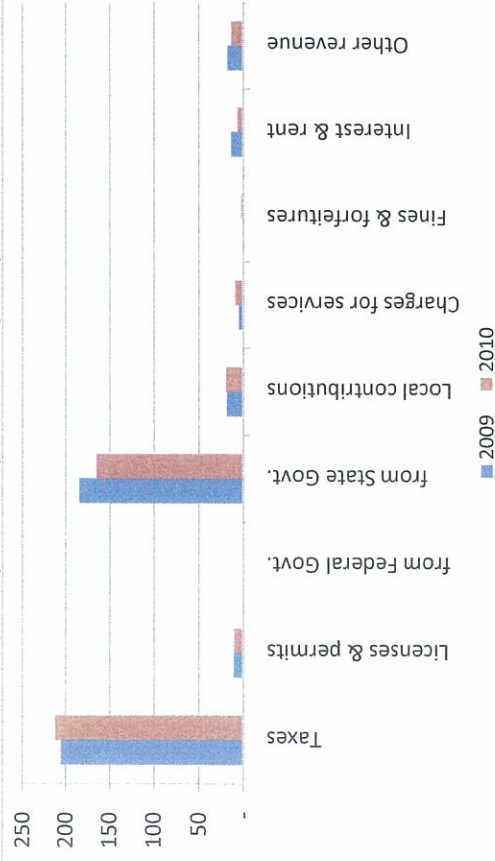
1. Where our money comes from (all governmental funds)



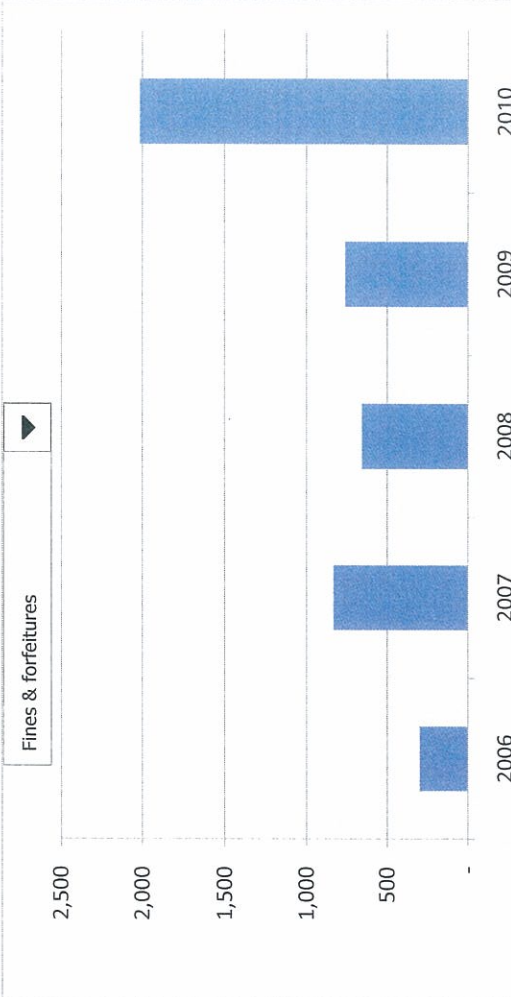
2. Compared to the prior year

	2009	2010	% change
Taxes	\$ 287,163	\$ 296,476	3%
Licenses & permits from Federal Govt.	14,059	12,815	-9%
from State Govt.	-	-	n/a
Local contributions	257,509	230,659	-10%
Charges for services	24,812	25,796	4%
Fines & forfeitures	5,975	11,740	96%
Interest & rent	759	2,013	2
Other revenue	18,240	8,256	(1)
<b>Total</b>	<b>\$ 632,162</b>	<b>\$ 605,588</b>	<b>-4%</b>

3. Revenue sources per capita - compared to the prior year



4. Historical trends of individual sources

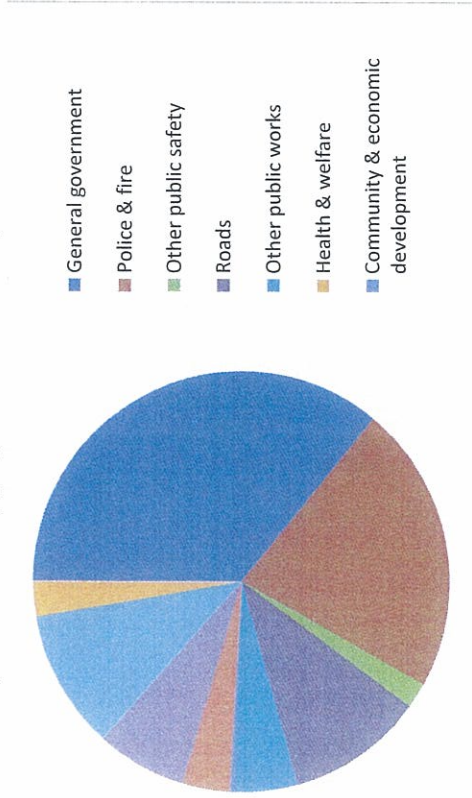


Commentary:

**CITIZENS' GUIDE TO LOCAL UNIT FINANCES - Fennville - Allegan**

**EXPENDITURES**


1. Where we spend our money (all governmental funds)



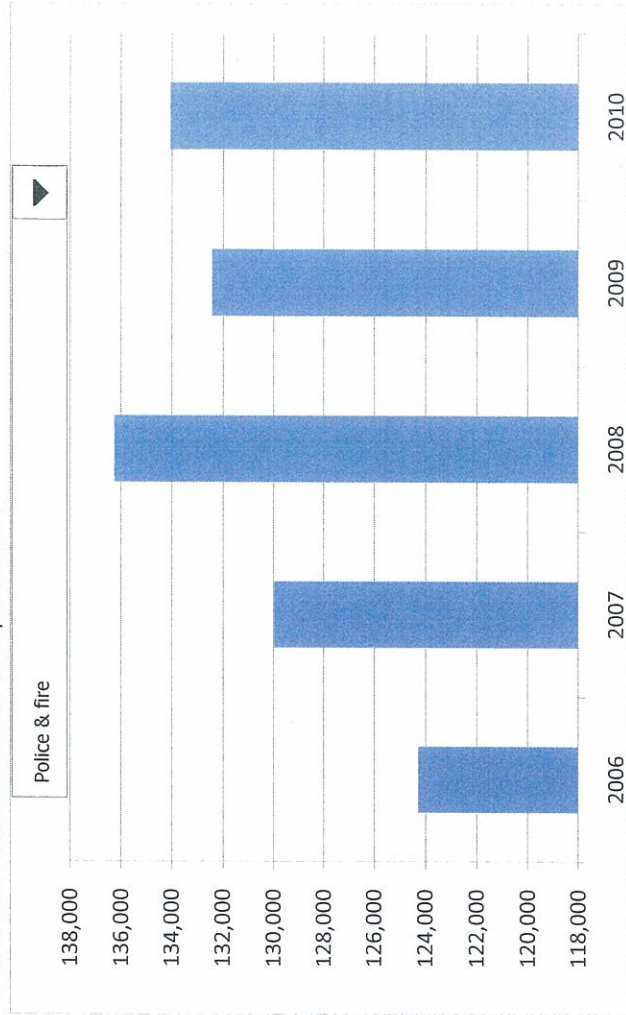
2. Compared to the prior year

	2009	2010	% change
General government	\$ 201,246	\$ 216,391	8%
Police & fire	132,423	134,055	1%
Other public safety	11,168	11,839	6%
Roads	89,210	64,369	-28%
Other public works	27,535	28,541	4%
Health & welfare	-	-	n/a
Community & economic develop	5,197	2,424	-53%
Recreation & culture	25,035	22,403	-11%
Capital outlay	-	-	n/a
Debt service	42,183	42,183	0%
Unallocated fringes & insurance	66,919	64,502	-4%
Net Interfund transfers	16,692	16,397	-2%
<b>total expenditures</b>	<b>\$ 617,608</b>	<b>\$ 603,104</b>	<b>-2%</b>

3. Spending per capita - compared to the prior year



4. Historical trends of individual departments:

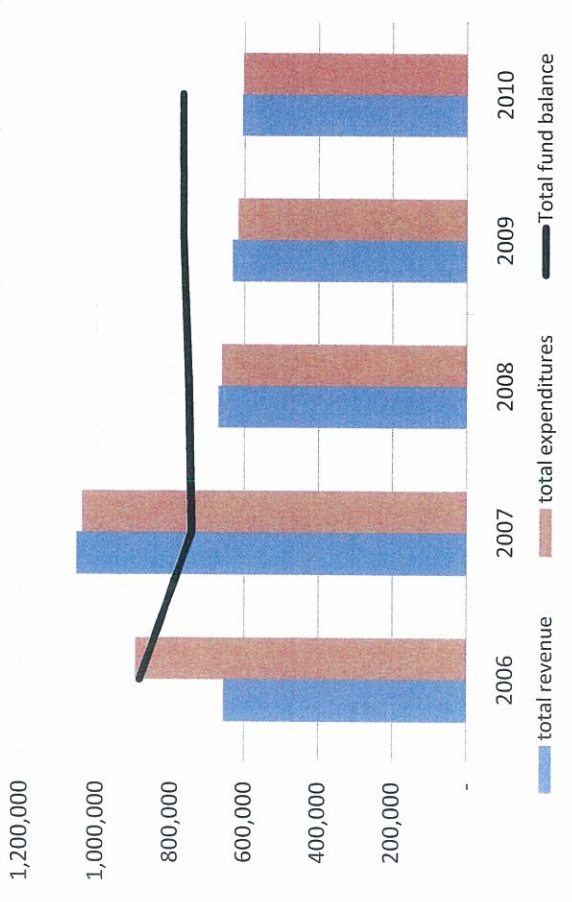


Commentary:

**CITIZENS' GUIDE TO LOCAL UNIT FINANCES - Fennville - Allegan**

**FINANCIAL POSITION**

1. How have we managed our governmental fund resources (fund balance)?



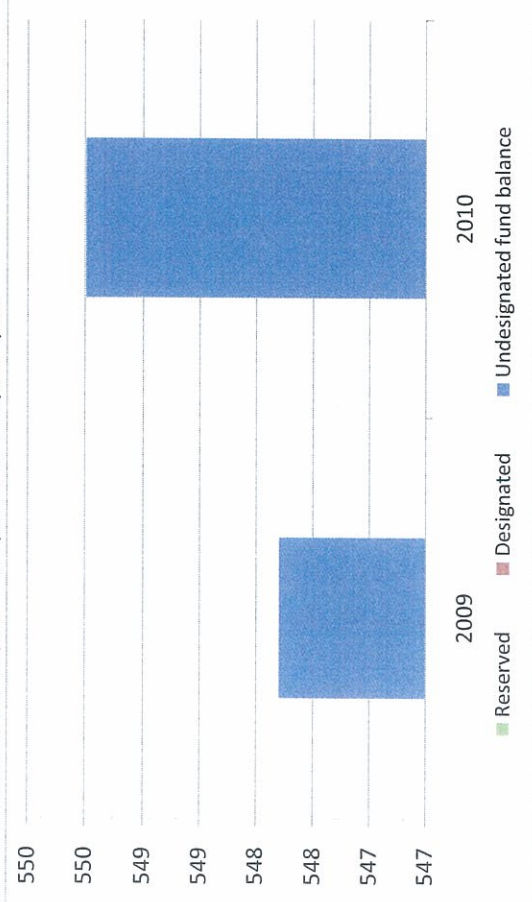
2. Compared to the prior year

	2009	2010	% change
Revenue	632,162	605,588	-4%
Expenditures	617,608	603,214	-2%
Surplus (shortfall)	14,554	2,374	-84%

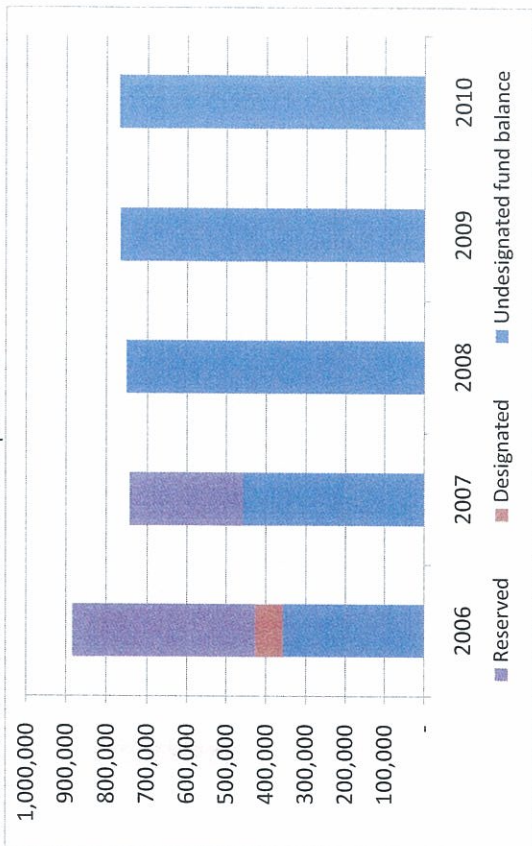
  

Fund balance, by component:	2009	2010	#DIV/0!
Reserved	-	-	-
Designated	-	-	-
Undesignated	765,814	768,188	0%
total fund balance	765,814	768,188	0%

3. Fund balance per capita - compared to the prior year



4. Historical trends of individual components

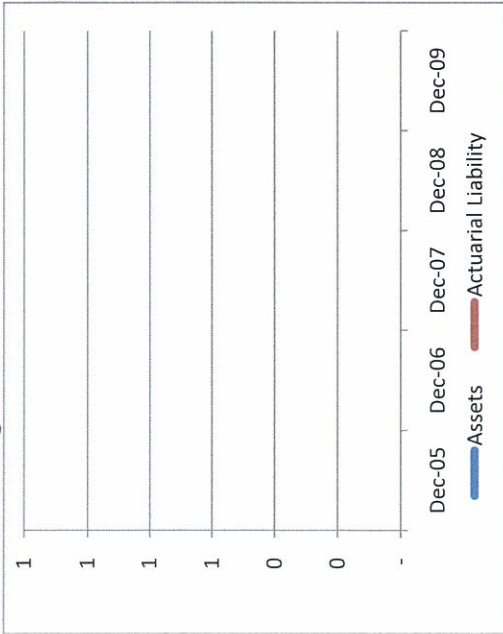


Commentary:

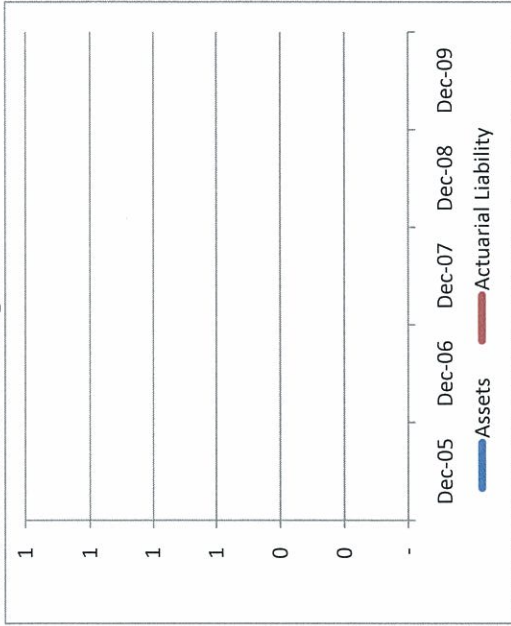
**CITIZENS' GUIDE TO LOCAL UNIT FINANCES - City of Fenncville**

**OTHER LONG TERM OBLIGATIONS**


1. Pension funding status



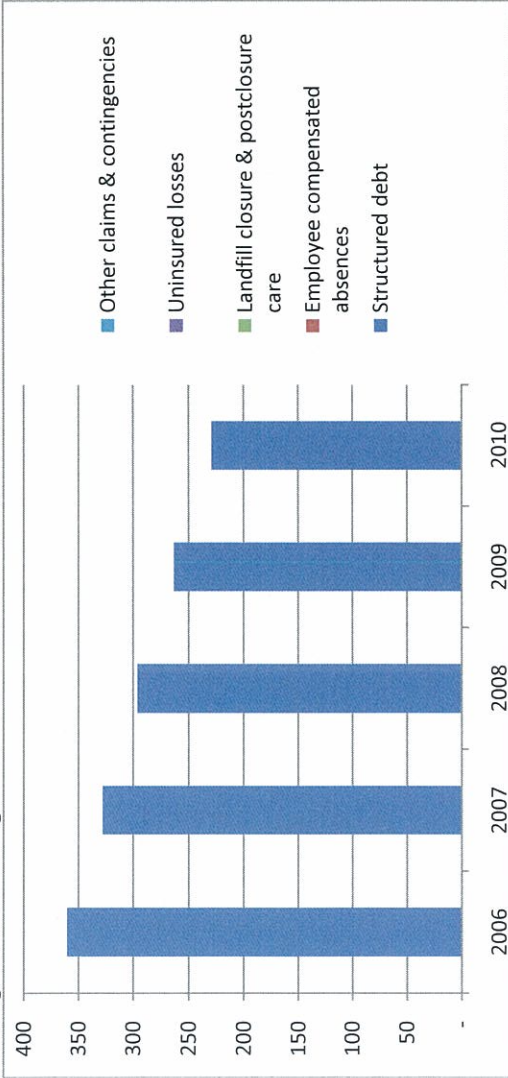
2. Retiree Health care funding status



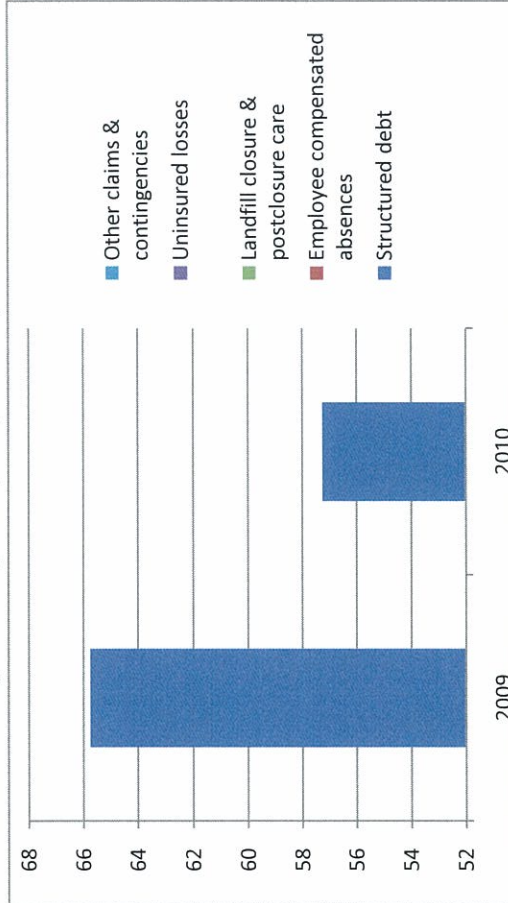
3. Percent funded - compared to the prior year



4. Long Term Debt obligations:



5. Debt & other long term obligations per capita - compared to the prior year



Commentary:

For more information on our unit's finances, contact at (269) 561-8321.